


Sunrise Police Aggregate

Benchmark: Standard & Poor's 500

Portfolio Value
\$30,731,400.73

Analysis

Composition %	Portfolio	Bmark
Cash	0.00	0.00
US Stocks	100.00	100.00
Non-US Stocks	0.00	0.00
Bonds	0.00	0.00
Other	0.00	0.00
Not Classified	0.00	0.00



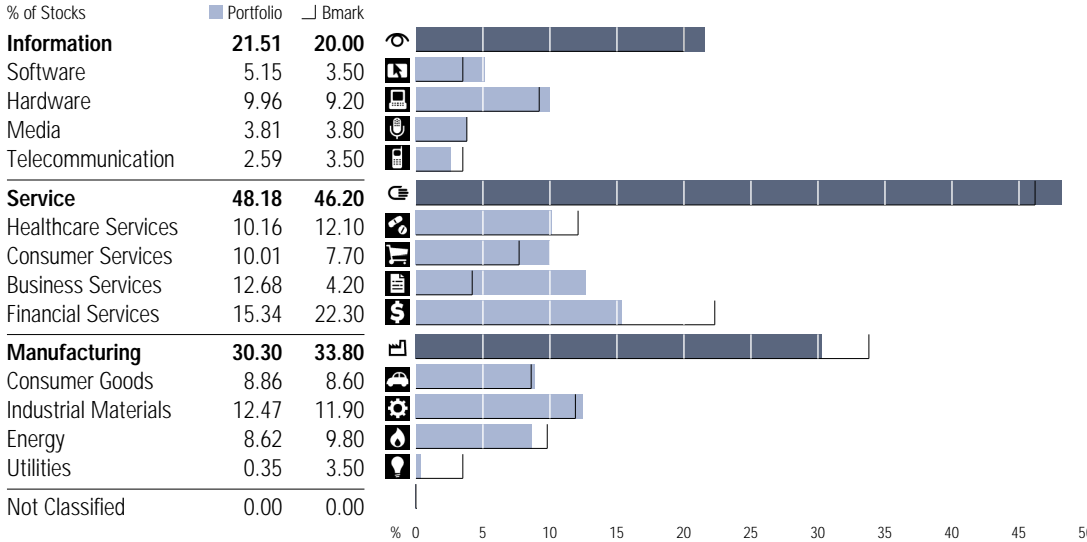
Current Investment Style %

Style			Large Size
Value	Core	Growth	
23	20	20	Medium
5	10	8	
5	5	2	Small

Fixed-Income Investment Style %

Maturity			High Quality
Short	Interm	Long	
0	0	0	Medium
0	0	0	
0	0	0	Low

Sector Weightings



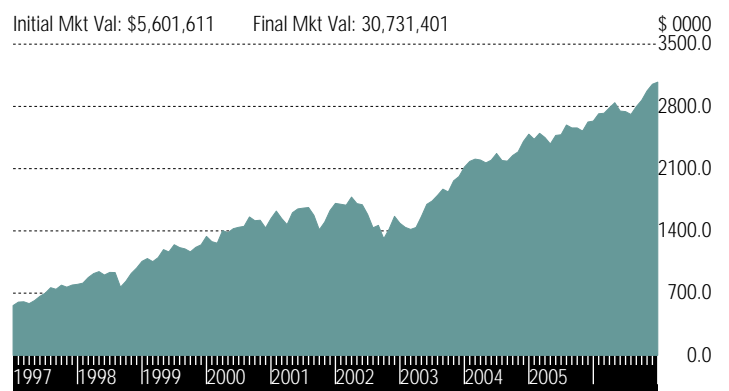
Regional Exposure

% of Assets	Portfolio	Bmark
Americas	100.00	100.00
North America	100.00	100.00
Latin America	0.00	0.00
Greater Europe	0.00	0.00
United Kingdom	0.00	0.00
Europe-Developed	0.00	0.00
Europe-Emerging	0.00	0.00
Africa	0.00	0.00
Greater Asia	0.00	0.00
Japan	0.00	0.00
Australasia	0.00	0.00
Asia-Developed	0.00	0.00
Asia-Emerging	0.00	0.00
Not Classified	0.00	0.00

Performance

Trailing Returns	Returns % Through 12-31-2006				
	3Mo	1Yr	3Yr	5Yr	10Yr
Pre-Tax Portfolio Return	7.13	16.63	13.23	12.44	18.56
+/- Benchmark Return	0.43	0.84	2.79	6.25	10.14

Investment Activity Graph



Best/Worst Time Periods

	3Months	Return%	1 Year	Return%	3 Years	Return%
Best	09-98/11-98	27.96	04-97/03-98	58.02	04-97/03-00	34.06
Worst	07-02/09-02	-17.22	04-02/03-03	-19.21	04-00/03-03	0.83

Holdings

Top 5 holdings out of 139

	Type	Holding Value \$	% Assets
Microsoft	ST	896,994.40	2.92
General Electric	ST	880,388.60	2.86
American International Group	ST	747,772.10	2.43
Pfizer	ST	630,665.00	2.05
Citigroup	ST	614,649.50	2.00

Next 5 holdings out of 139

	Type	Holding Value \$	% Assets
Oracle	ST	553,536.30	1.80
Intel	ST	549,990.00	1.79
ExxonMobil	ST	540,241.50	1.76
Altria Group	ST	493,465.00	1.61
The Western Union Company	ST	469,228.18	1.53